

PLEASE CHECK WWW.MOLEX.COM FOR LATEST PART INFORMATION

Part Number: [0757571442](#)
Status: **Active**
Overview: mx150 unshrouded breakaway header
Description: 3.50mm (.138") Pitch, MX150™ Header, Breakaway, Vertical, 8 Circuits, 1.5µm (60µ") Tin (Sn) Plating, 11.20mm (.441") Mating Pin Length, 4.75mm (.187") PC Tail Length

Documents:

[3D Model](#) [Product Specification PS-75757-000 \(PDF\)](#)
[Application Specification \(PDF\)](#) [RoHS Certificate of Compliance \(PDF\)](#)
[Drawing \(PDF\)](#)

General

Product Family	PCB Headers
Series	75757
Application	Wire-to-Board
Comments	3.5 x 6.0mm (.138 x .236") dual row grid
Overview	<u>mx150 unshrouded breakaway header</u>
Product Name	MX150™

Physical

Breakaway	Yes
Circuits (Loaded)	8
Circuits (maximum)	8
Circuits Detail	8
Color - Resin	Black
Durability (mating cycles max)	25
First Mate / Last Break	No
Glow-Wire Compliant	No
Guide to Mating Part	No
Keying to Mating Part	None
Lock to Mating Part	None
Material - Metal	Brass
Material - Plating Mating	Tin
Material - Plating Termination	Tin
Material - Resin	High Temperature Thermoplastic
Number of Rows	2
Orientation	Vertical
PC Tail Length (in)	0.190 In
PC Tail Length (mm)	4.75 mm
PCB Locator	No
PCB Retention	None
PCB Thickness Recommended (in)	0.093 In, 0.125 In
PCB Thickness Recommended (mm)	2.40 mm, 3.20 mm
Packaging Type	Tube
Pitch - Mating Interface (in)	0.138 In
Pitch - Mating Interface (mm)	3.50 mm
Pitch - Term. Interface (in)	0.138 In
Pitch - Term. Interface (mm)	3.50 mm
Plating min: Mating (µin)	60
Plating min: Mating (µm)	1.5
Plating min: Termination (µin)	60
Plating min: Termination (µm)	1.5
Polarized to Mating Part	No
Polarized to PCB	No
Shrouded	No
Stackable	Yes

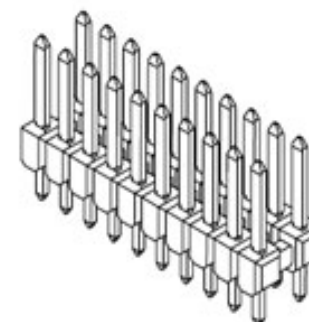


image - Reference only

Series

EU RoHS

ELV and RoHS Compliant
REACH SVHC Contains SVHC: No
Halogen-Free Status
Not Reviewed

China RoHS



Need more information on product environmental compliance?

Email productcompliance@molex.com
 For a multiple part number RoHS Certificate of Compliance, [click here](#)

Please visit the [Contact Us](#) section for any non-product compliance questions.

Search Parts in this Series

[75757Series](#)

Mates With

[33471](#) Single Row MX150™ Receptacles,
[33472](#) Dual Row MX150™ Receptacles

Surface Mount Compatible (SMC)	Yes
Temperature Range - Operating	-40°C to +125°C
Termination Interface: Style	Through Hole

Electrical

Current - Maximum per Contact	16A
Voltage - Maximum	500V DC

Solder Process Data

Duration at Max. Process Temperature (seconds)	15
Lead-free Process Capability	SMC & Wave Capable (TH only)
Max. Cycles at Max. Process Temperature	1
Process Temperature max. C	260

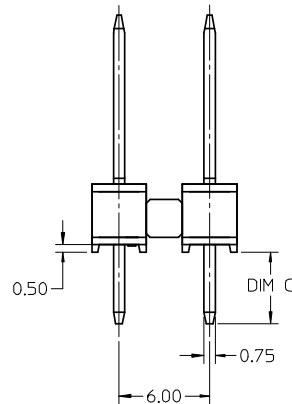
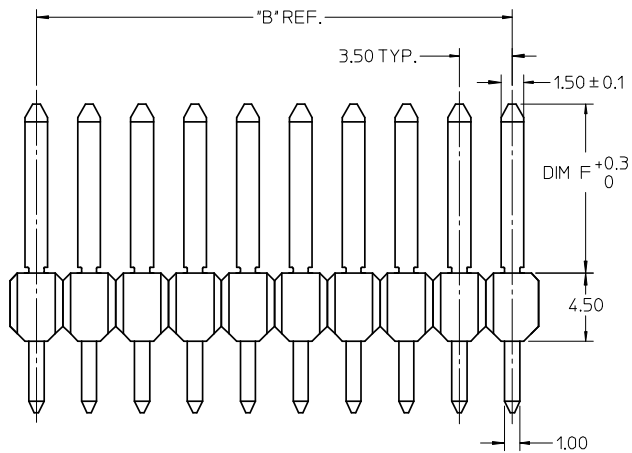
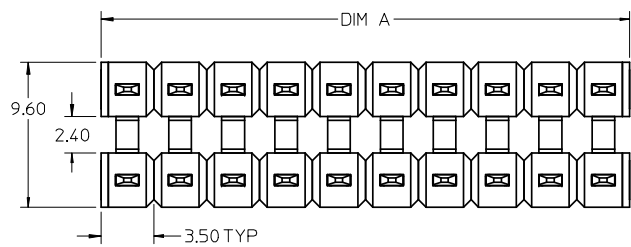
Material Info

Reference - Drawing Numbers

Application Specification	AS-75757-204
Packaging Specification	PK-75757-006
Product Specification	PS-75757-000
Sales Drawing	SD-75757-002
Test Summary	TS-75757-001

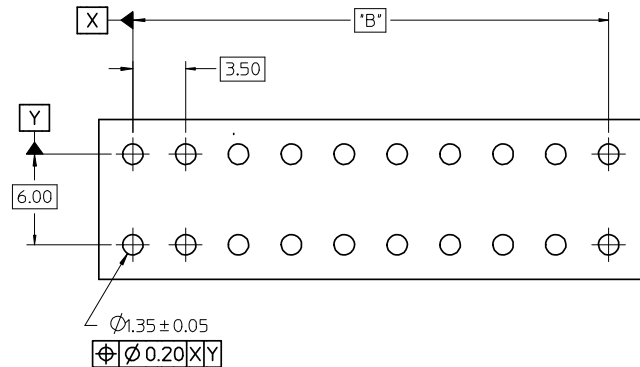
This document was generated on 05/31/2010

PLEASE CHECK WWW.MOLEX.COM FOR LATEST PART INFORMATION



NOTES:


1. TERMINAL MAT'L: ALLOY C26000, CARTRIDGE BRASS
2. WAFER MAT'L: 30% GLASS FILLED LCP, 94V-0, COLOR BLACK.
3. TERMINAL PLATING:
 - OPTION 4 - 1.5µm MIN MATTE TIN OVERALL OVER 1.25µm NICKEL OVERALL
 - OPTION 1 - 2.5µm MIN MATTE TIN OVERALL OVER 1.25µm NICKEL OVERALL
 - OPTION 2 - 1.25µm NICKEL OVERALL 2.5µm MIN SELECT MATTE TIN PC TAIL AREA 0.05-0.25µm SELECT GOLD CONTACT AREA
 - OPTION 3 - 1.25µm NICKEL OVERALL 2.5µm MIN SELECT MATTE TIN PC TAIL AREA 0.75µm SELECT GOLD CONTACT AREA
4. HEADER ASSEMBLIES ARE TUBE PACKAGED PER PK-75757-9900.
5. COMPLIES WITH USCAR 1.5mm TERMINAL BLADE SPECIFICATION.



RECOMMENDED PCB LAYOUT

REMOVED EXTRA DIM EC NO: UCP2009-0126 2008/07/16 IDRW:DPROSCA 2008/07/16 CHKD: 2008/07/16 APPR.:JCOMERCI 2008/07/16	QUALITY SYMBOLS ▽=0 ▽=0	GENERAL TOLERANCES (UNLESS SPECIFIED)		DIMENSION STYLE MM ONLY		SCALE 4:1	DESIGN UNITS METRIC	THIRD ANGLE PROJECTION	
		4 PLACES ± --- ± ---	3 PLACES ± --- ± ---	mm	INCH	DRAWN BY TMCCLELL	DATE 1/18/05	MX150 DUAL ROW BREAK-AWAY VERTICAL HEADER ASSEMBLY	
		2 PLACES ± 0.13 ± ---	1 PLACE ± 0.25 ± ---	ANGULAR ± 1/2°		CHECKED BY TMCCLELL	DATE 1/18/05		
		DRAFT WHERE APPLICABLE MUST REMAIN WITHIN DIMENSIONS		SEE CHART		APPROVED BY BANAKIS	DATE 1/18/05	MOLEX INCORPORATED DOCUMENT NO. SD-75757-002	

	13	12	11	10	9	8	7	6	5	4	3	2	1			
J	2 x 2	1 75757-6121 2 75757-6221 3 75757-6321 4 75757-6421	3.05	27.77	75757-5121 75757-5221 75757-5321 75757-5421	3.05	16.09	75757-1121 75757-1221 75757-1321 75757-1421	3.05	11.20	75757-1122 75757-1222 75757-1322 75757-1422	4.75	11.20	7.0 3.50 REF		
I	2 x 3	1 75757-6131 2 75757-6231 3 75757-6331 4 75757-6431			75757-5131 75757-5231 75757-5331 75757-5431			75757-1131 75757-1231 75757-1331 75757-1431			75757-1132 75757-1232 75757-1332 75757-1432			10.5 7.00		
I	2 x 4	1 75757-6141 2 75757-6241 3 75757-6341 4 75757-6441			75757-5141 75757-5241 75757-5341 75757-5441			75757-1141 75757-1241 75757-1341 75757-1441			75757-1142 75757-1242 75757-1342 75757-1442			14.0 10.50		
H	2 x 6	1 75757-6161 2 75757-6261 3 75757-6361 4 75757-6461			75757-5161 75757-5261 75757-5361 75757-5461			75757-1161 75757-1261 75757-1361 75757-1461			75757-1162 75757-1262 75757-1362 75757-1462			21.0 17.50		
G	2 x 8	1 75757-6181 2 75757-6281 3 75757-6381 4 75757-6481			75757-5181 75757-5281 75757-5381 75757-5481			75757-1181 75757-1281 75757-1381 75757-1481			75757-1182 75757-1282 75757-1382 75757-1482			28.0 24.50		
G	2 x 10	1 75757-6101 2 75757-6201 3 75757-6301 4 75757-6401			75757-5101 75757-5201 75757-5301 75757-5401			75757-1101 75757-1201 75757-1301 75757-1401			75757-1102 75757-1202 75757-1302 75757-1402			35.0 31.50		
F	CKT SIZE	PLATING OPTION	MATERIAL NUMBER	*C* DIM	*F* DIM	MATERIAL NUMBER	*C* DIM	*F* DIM	MATERIAL NUMBER	*C* DIM	*F* DIM	MATERIAL NUMBER	*C* DIM	*F* DIM	*A* DIM	*B* DIM



ENTER DESCRIPTION EC NO: UCP2009-0126 DRAWN: DRWINDROSCA 2008/07/16 CHKD: 2008/07/16 APPR: JCOMERCI 2008/07/16	QUALITY SYMBOLS = 0 = 0	GENERAL TOLERANCES (UNLESS SPECIFIED) <table border="1"> <tr> <td></td> <td>mm</td> <td>INCH</td> </tr> <tr> <td>4 PLACES</td> <td>± .005</td> <td>± .0004</td> </tr> <tr> <td>3 PLACES</td> <td>± .005</td> <td>± .0004</td> </tr> <tr> <td>2 PLACES</td> <td>± 0.13</td> <td>± .005</td> </tr> <tr> <td>1 PLACE</td> <td>± 0.25</td> <td>± .010</td> </tr> </table>		mm	INCH	4 PLACES	± .005	± .0004	3 PLACES	± .005	± .0004	2 PLACES	± 0.13	± .005	1 PLACE	± 0.25	± .010	DIMENSION STYLE MM ONLY	SCALE 1:1	DESIGN UNITS METRIC	THIRD ANGLE PROJECTION	TITLE MX150 DUAL ROW BREAK-AWAY VERTICAL HEADER ASSEMBLY	MOLEX INCORPORATED	SHEET NO. 2 OF 2
				mm	INCH																			
4 PLACES	± .005	± .0004																						
3 PLACES	± .005	± .0004																						
2 PLACES	± 0.13	± .005																						
1 PLACE	± 0.25	± .010																						
DRAFT WHERE APPLICABLE MUST REMAIN WITHIN DIMENSIONS	APPROVED BY BANAK IS 1/18/05	DOCUMENT NO. SD-75757-002																						
REV B			SEE TABLE				THIS DRAWING CONTAINS INFORMATION THAT IS PROPRIETARY TO MOLEX INCORPORATED AND SHOULD NOT BE USED WITHOUT WRITTEN PERMISSION																	